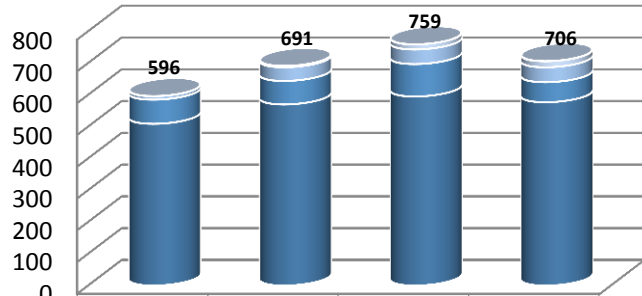
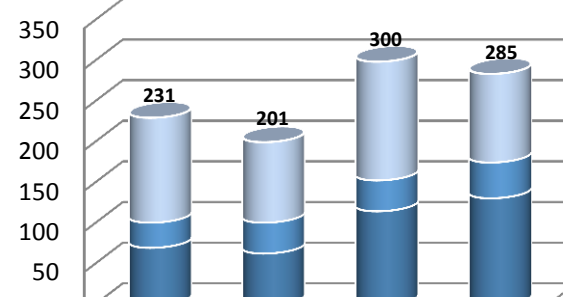


FOLSOM LAKE COLLEGE

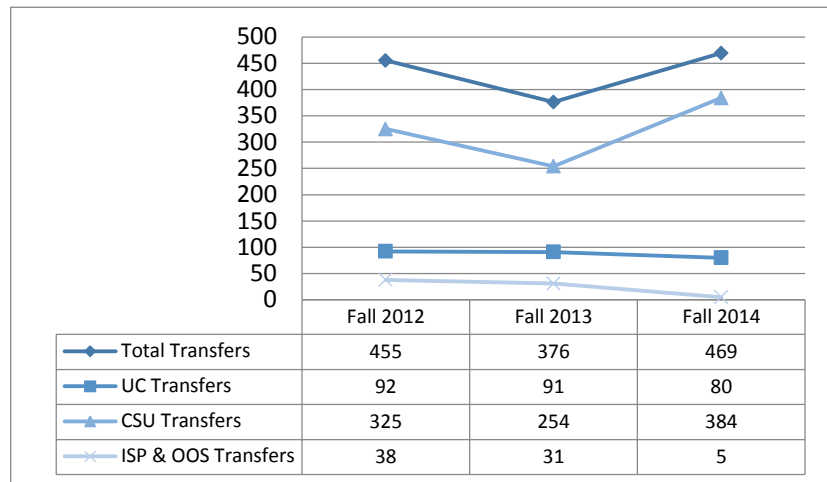
2014-15 Achievements

GOAL A: STUDENT SUCCESS

GOAL	ACHIEVEMENT DETAIL																																													
<div>1. Advance educational goal attainment by increasing percentage of students who receive an Associate’s Degree, certificate, achieve transfer-ready status, or transfer to a 4-year college/university.</div> <div>FLC Strategic Plan: I, II, III LRCCD Strategic Plan: A, C</div> <div>(Priority Goal)</div>	<div>Degrees:</div> <div>The total number of degrees conferred between 2011-12 and 2014-15 increased by 18% despite declining enrollment. There has been steady increase in the number of degrees earned in Career Technical and Math & Natural Sciences disciplines.</div> <div>Chart 1: Annual Number of Degrees Conferred</div> <div><table><tr><th></th><th>2011-12</th><th>2012-2013</th><th>2013-2014</th><th>2014-2015</th></tr><tr><td>AS-T Degree</td><td>0</td><td>4</td><td>16</td><td>19</td></tr><tr><td>AA-T Degree</td><td>11</td><td>43</td><td>46</td><td>47</td></tr><tr><td>AS Degree</td><td>76</td><td>74</td><td>102</td><td>63</td></tr><tr><td>AA Degree</td><td>509</td><td>570</td><td>595</td><td>577</td></tr></table></div> <div>Certificates:</div> <div>The number of certificates conferred has increased by 23% from 2011-12 to 2014-15. Certificates in the CIS/MIS/Programming have decreased, while certificates in Behavioral & Social Sciences and General Education have increased.</div> <div>Chart 2: Annual Number of Certificates Conferred</div> <div><table><tr><th></th><th>2011-2012</th><th>2012-2013</th><th>2013-2014</th><th>2014-2015</th></tr><tr><td>Certificate: 30-59 units</td><td>129</td><td>99</td><td>146</td><td>109</td></tr><tr><td>Certificate: 18-29 unites</td><td>31</td><td>38</td><td>38</td><td>44</td></tr><tr><td>Certificate: <18 units</td><td>71</td><td>64</td><td>116</td><td>132</td></tr></table></div>		2011-12	2012-2013	2013-2014	2014-2015	AS-T Degree	0	4	16	19	AA-T Degree	11	43	46	47	AS Degree	76	74	102	63	AA Degree	509	570	595	577		2011-2012	2012-2013	2013-2014	2014-2015	Certificate: 30-59 units	129	99	146	109	Certificate: 18-29 unites	31	38	38	44	Certificate: <18 units	71	64	116	132
	2011-12	2012-2013	2013-2014	2014-2015																																										
AS-T Degree	0	4	16	19																																										
AA-T Degree	11	43	46	47																																										
AS Degree	76	74	102	63																																										
AA Degree	509	570	595	577																																										
	2011-2012	2012-2013	2013-2014	2014-2015																																										
Certificate: 30-59 units	129	99	146	109																																										
Certificate: 18-29 unites	31	38	38	44																																										
Certificate: <18 units	71	64	116	132																																										

Transfer:

Chart 3: Total Transfers by Location



- Initiated “Transfer Net”, an intrusive student intervention program targeting approximately 225 students who have attended FLC longer than three years, are transfer ready as defined by CCCC, but have yet to transfer or complete a degree or certificate, in summer 2015.
- Increased Career and Transfer Services Center workshop attendance for fall 2014 and spring 2015 by 374% as compared to 2013 – 14.
- Added One-on-One appointment support and Drop-In Transfer Counseling services to Career and Transfer Center in fall 2014.

2. Evaluate educational effectiveness of electronically delivered courses including student learning outcomes, retention and success, and update the Technology and Distance Education Master Plan.

FLC Strategic Plan: III
LRCCD Strategic Plan: A, B

Chart 4: Distance Education Course Success Rate
(Grades of A, B, C, or Pass)

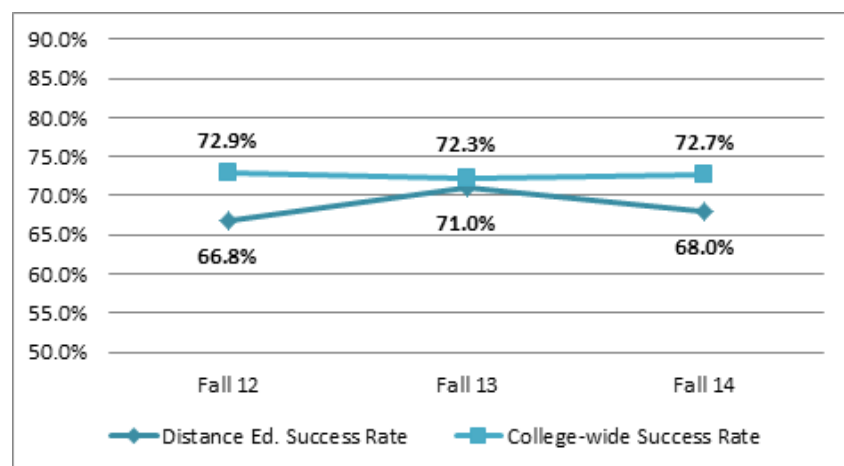
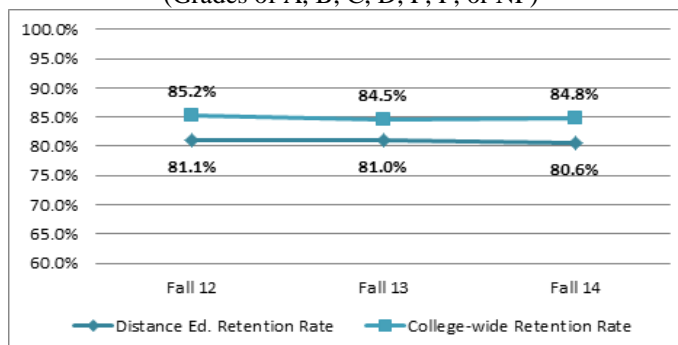


Chart 5: Distance Education Course Retention Rate
(Grades of A, B, C, D, F, P, or NP)



- The Distance Education & Technology Plan was updated in spring 2015, and can be found here:
http://inside.flc.losrios.edu/inside/college_planning/plans/tech_plan.aspx

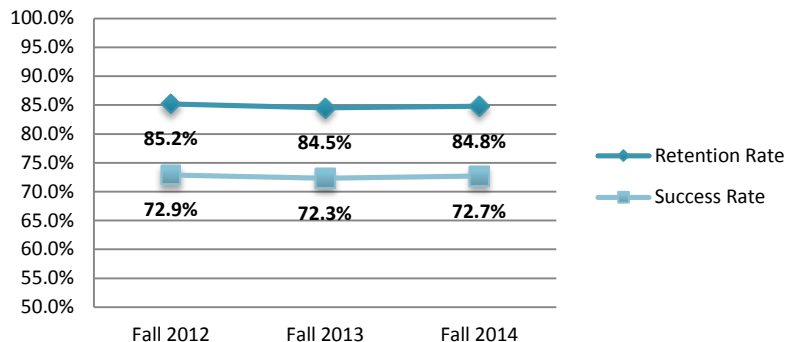
3. Increase successful course completion and retention rates by excelling in teaching and learning.

FLC Strategic Plan: III, IV
LRCCD Strategic Plan: A, B

Course Success Rate:

In spring 2014, the academic senate approved an institutionally-set standard of 70% for course success rate. Of note is that there is no substantive difference in success rates by campus site. Course success rates and retention rates have remained relatively stable over the past 3 years

Chart 6: Course Success Rate & Retention Rate



New student support strategies:

- Online tutoring access for basic skills and college level math and science courses.
- English Supplemental Learning workshops offered through SOAR Central at FLC, RCC and EDC serving 1284 students (duplicated headcount)

FOLSOM LAKE COLLEGE

2014-15 Achievements

GOAL B: TEACHING AND LEARNING EFFECTIVENESS

GOAL	ACHIEVEMENT DETAIL												
<p>4. Support student learning by achieving ongoing assessments of Student, Program, and Institutional Learning Outcomes for all regularly offered courses and programs; ensure integration of assessment findings into the college's planning processes.</p> <p><i>FLC Strategic Plan: I, II, III, IV</i> <i>LRCCD Strategic Plan: A, B, E</i></p> <p>(Priority Goal)</p>	<table><tr><th>% Outcomes Assessed</th><th>S14</th><th>S15</th></tr><tr><td>Course (regularly offered)</td><td>90%</td><td>100%</td></tr><tr><td>Program</td><td>60%</td><td>93%</td></tr><tr><td>Institutional</td><td>30%</td><td>100%</td></tr></table> <ul style="list-style-type: none">All divisions of the college (Student Services, Administrative Services, Instruction, and President's Services) completed either Annual Departmental Plan or enhanced Program Review (PR) in spring 2015, including assessments of Student Learning Outcomes, Service Area Outcomes, and/or Goals.College's 2014-15 annual planning process assessed and refined for 2015-16 cycle to further integrate SLO and SAO assessment findings into prioritization of college's annual goals.	% Outcomes Assessed	S14	S15	Course (regularly offered)	90%	100%	Program	60%	93%	Institutional	30%	100%
% Outcomes Assessed	S14	S15											
Course (regularly offered)	90%	100%											
Program	60%	93%											
Institutional	30%	100%											
<p>5. Address the achievement gap for underrepresented and underprepared groups by identifying and implementing strategies designed to increase successful course completion.</p> <p><i>FLC Strategic Plan: I, II, III, IV</i> <i>LRCCD Strategic Plan: A, C</i></p> <p>(Priority Goal)</p>	<p>Student Equity Plan (SEP) and the Student Success and Support Program (SSSP) have led to new programs developed to address achievement gaps for underrepresented and underprepared students.</p> <ul style="list-style-type: none">Embedded instruction /peer lab mentors were incorporated into 15 biology courses and in 2 study skills for the sciences courses. 87% of students surveyed agreed that having a peer mentor helped them to complete the course and 96% of students recommended peer mentors for science classes.Summer Bridge began summer 2015 and provided navigational and soft skills training for incoming underprepared, low income and first generation students. This pilot served 57 initial participants.First Year Experience (FYE) will debut fall 2015, a partnership between English, math and Student Services to increase educational outcomes for basic skills students. The pilot program will target 120 participants.Math Boot Camp began summer 2015, designed to provide skill reinforcement for students who assess lower than anticipated and have yet to start a math sequence.												

Increased staffing in the Veterans Resource Center (VRC) has provided increased referrals to DSPS, financial aid, tutoring and other services. 2015 Student Satisfaction with Support Services Survey found of those using the VRC, 91.9% reported being satisfied with the services offered.

Program for Academic Support and Success (PASS), formerly Probation and Dismissal, was institutionalized.

Chart 7: PASS Rate Comparison

	Percentage Change: 2013-14 to 2014-15				
	Fall 2013 to Fall 2014	Dismissal	Academic Probation 2	Academic Probation 1	Good Standing
	% Change	% Change	% Change	% Change	% Change
Academic Probation 1	-20.5%	*	-7.5%	6.8%	11.0%
Academic Probation 2	-5.4%	-12.1%	*	*	5.5%
Academic Dismissal	-16.5%	-9.8%	*	*	-5.8%

*Cohort fewer than 10 students

6. Focus on pedagogy beyond the classroom by identifying, disseminating, and providing training for teaching and learning strategies that enhance the learning environment and promote college and/or community engagement by faculty, staff, and students.

FLC Strategic Plan: VII
LRCCD Strategic Plan: A

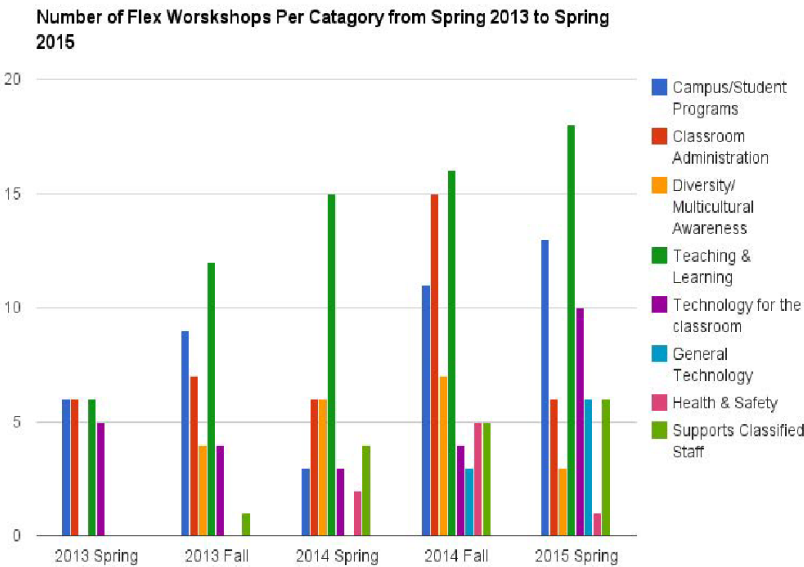
Promoting college engagement:

- First All Staff Student Services Division retreat for faculty, staff and students (97% participation rate) provided training related to diversity awareness, team cohesion, customer service, institution planning and Student Success/Equity.
- First All Instruction Meetings – “State of FLC Instruction” and “Future of FLC Instruction” to identify areas for instructional focus.
- Increased classified participation – all classified positions on college governance, accreditation, and district committees were assigned.

Enhancing the learning environment:

- Increased instructional interactions with Harris Center - FLC Choir and COMM 321 students attended performances and meet-and-greets with world-class artists.
- First Distance Education Academy for online course development and delivery (28 participants)
- Reinstated New Faculty Orientation program, expanded to a yearlong format and scheduled for fall 2015.
- Expanded number and diversity of Flex program workshops as noted in the table below.

Chart 8: Number of Flex Workshops



FOLSOM LAKE COLLEGE

2014-15 Achievements

GOAL C: ACCESS AND GROWTH

GOAL	ACHIEVEMENT DETAIL
<p>7. Increase student preparedness by developing, implementing and refining collaborative efforts between and among Instruction, Student Services, and feeder high schools.</p> <p><i>FLC Strategic Plan: III</i> <i>LRCCD Strategic Plan: C, E</i></p>	<p>Student preparedness: 2,440 new first time students applied for Summer / Fall 2015:</p> <ul style="list-style-type: none"> • 68% completed orientation (4% increase) • 69% completed assessment (1% increase) • 55% completed counseling (10% increase) <p>New collaborations:</p> <ul style="list-style-type: none"> • Conversations with the Pros, a career pathways lecture Series, and a partnership between Career and Transfer Services, Work Experience, faculty and industry. • Dignity Health/Mercy Folsom partnership, 43 students • Developed Advise5, a Faculty Mentor Training workshop for Fall 2015 Flex, with the goal of identifying 20 faculty mentors. • Major review and clarification of language and communication on college website, in marketing materials, and other communication channels to ensure consistent messaging across the institution. Collaborative effort by: Matriculation, PISO, Outreach, Counseling and other college departments. <p>Collaborations with feeder high schools:</p> <ul style="list-style-type: none"> • First English and Math Curriculum Alignment Summits held in spring 2015 with service area high schools. • Developed 36 articulation agreements with 7 high schools in Information Communication and Technology, Health Science and Medical Technology, and Public Service pathways. 567 students received articulated credit for a total of 1,058 credits this year • New partnerships with local area alternative/continuation high schools to reach out to underrepresented student populations. Outreach efforts included 13 events at 11 sites; more than 300 students were provided information regarding their steps to success.
<p>8. Increase access to higher education by implementing a comprehensive, student-centered, enrollment management plan.</p>	<p>Expanded outreach activities to include the following:</p> <ul style="list-style-type: none"> • Foster Youth and Veterans events • Recruitment for Summer Bridge and First Year Experience programs • Cultural events/diversity fairs • CTE Spotlight Night • Foster Care providers and Independent Living Program (ILP) Coordinators

<p><i>FLC Strategic Plan: I, II, III, IV</i></p> <p><i>LRCCD Strategic Plan: A, B, E</i></p>	<p>FLC awarded \$400K for Inmate Education Pilot Program for outreach to Folsom Women’s Facility (FWF) to develop statewide best practices for inmate education. Courses planned at both FWF and Mule Creek State Prison for fall 2015.</p> <p>Enrollment management:</p> <ul style="list-style-type: none"> ● Reinstated paper-based Student Planner for 2015-16 to communicate successful student strategies; advertise new and existing programs; and to provide enrollment, student support activities, and deadlines. ● Implemented GradGuru, free mobile phone app, to provide nudge notifications related to academic and financial aid deadlines ● Hosted the second annual Falcon Steps to Success Event, to help new students complete the mandatory pre-enrollment process for priority registration with, 380 parents and students attending.
--	--

FOLSOM LAKE COLLEGE

2014-15 Achievements

GOAL D: COMMUNITY, ECONOMIC, & WORKFORCE DEVELOPMENT

GOAL	ACHIEVEMENT DETAIL																																
<p>9. Respond to the dynamic educational needs of our community by ensuring current and relevant programs and services.</p> <p><i>FLC Strategic Plan: I</i> <i>LRCCD Strategic Plan: A, D</i></p>	<p>Obtained approximately \$720K in grants for enhancement or development of the following programs:</p> <ul style="list-style-type: none">● Computer Science AS /AST degree● Medical Lab Technology (MLT) AA degree● Advanced Imaging Certificates<ul style="list-style-type: none">○ Computer Tomography○ Interventional Radiology○ Magnetic Resonance Imaging● Emergency Medical Technician Certificate● Small Business/ Global Entrepreneurship Certificate <p>New AA/AS Transfer Degrees in:</p> <ul style="list-style-type: none">● Theater Art● Geology● Geography● Sociology <p>Added second cohort for Medical Lab Technician program by restructuring admission process. Provides increased access and greater continuity for clinical partners.</p> <p>Implemented intercollegiate baseball and men’s soccer.</p>																																
<p>10. Strengthen impact of FLC and Harris Center through community partnerships.</p> <p><i>FLC Strategic Plan: I, V, VII</i> <i>LRCCD Strategic Plan: D</i></p>	<p>FLC 10th anniversary event, attended by over 2000</p> <p>FLC Foundation: Added several key new members: Intel, Inductive Automation, Los Rios Trustee John Knight, City Manager of Folsom, and City Manager of Rancho Cordova.</p> <p>Harris Center Presents/Partners/FLC Productions:</p> <table><tr><th>Harris Center</th><th>Jul 2012 – Jun 2013</th><th>Jul 2013 – Jun 2014</th><th>Jul 2014 – June 2015</th></tr><tr><td></td><td></td><td></td><td></td></tr><tr><td>FLC/LRCCD Productions Events</td><td>38</td><td>43</td><td>61</td></tr><tr><td>Community Partner Events</td><td>179</td><td>175</td><td>187</td></tr><tr><td>Harris Center Presents Events</td><td>173</td><td>235</td><td>186</td></tr><tr><td>Total Number of Events</td><td>390</td><td>453</td><td>434</td></tr><tr><td>Total Event Attendance</td><td>155,179</td><td>156,156</td><td>165,491</td></tr><tr><td>Sales Through Ticket Office</td><td>\$4,269,182</td><td>\$4,709,225</td><td>\$4,853,272</td></tr></table> <p>Harris Center community Outreach/Partnerships:</p> <ul style="list-style-type: none">● Class Acts, new school-time matinee program, served over 13,000 K-12 students from 115 schools in 24 School Districts from greater Sacramento region.● Royal Ballet of Cambodia provided master class opportunity for 200 CSUS students	Harris Center	Jul 2012 – Jun 2013	Jul 2013 – Jun 2014	Jul 2014 – June 2015					FLC/LRCCD Productions Events	38	43	61	Community Partner Events	179	175	187	Harris Center Presents Events	173	235	186	Total Number of Events	390	453	434	Total Event Attendance	155,179	156,156	165,491	Sales Through Ticket Office	\$4,269,182	\$4,709,225	\$4,853,272
Harris Center	Jul 2012 – Jun 2013	Jul 2013 – Jun 2014	Jul 2014 – June 2015																														
FLC/LRCCD Productions Events	38	43	61																														
Community Partner Events	179	175	187																														
Harris Center Presents Events	173	235	186																														
Total Number of Events	390	453	434																														
Total Event Attendance	155,179	156,156	165,491																														
Sales Through Ticket Office	\$4,269,182	\$4,709,225	\$4,853,272																														

	<ul style="list-style-type: none"> ● Harris Center's 1300+ member volunteer program contributed over 36,000 hours and has been expanded to include fundraising and marketing/outreach committees. ● Harris Center's Executive Director served on the Sacramento Mayor's Task Force evaluating the need for a new Regional Performing Arts Center in downtown Sacramento.
<p>11. Advance fund development and fundraising efforts to support academics, intercollegiate athletics, Harris Center for the Arts, Annual Fund, and student scholarships.</p> <p><i>FLC Strategic Plan: I, VII</i> <i>LRCCD Strategic Plan: E</i></p>	<p>Advancement Office increased total fund development by \$5,000 to \$293,353.</p> <p>Academics:</p> <ul style="list-style-type: none"> ● \$27,500 New President's Circle, 20 members ● \$33,300 Veteran's Text Book Scholarships <p>Athletics:</p> <ul style="list-style-type: none"> ● \$24,562 Raised by intercollegiate teams. <p>Arts:</p> <ul style="list-style-type: none"> ● \$15,000 Wells Fargo sponsorship for the presentations of Broadway Musical <i>Mamma Mia!</i> and the <i>State Symphony Orchestra of Mexico</i>. ● \$5,000 Grants, including National Theatre and Dance Project Awards for presenting <i>BaseTrack & BodyTraffic</i>. ● \$38,469 Increased Harris Center Annual Memberships <p>New annual stewardship and donor cultivation events:</p> <ul style="list-style-type: none"> ● Faculty and Staff Campaign for the Annual Fund ● Ten Art of Wine events ● Harris Center Donor Thank You Reception ● FLC Donor Thank you Reception ● State of the College Breakfast for the community

FOLSOM LAKE COLLEGE

2014-15 Achievements

GOAL E: ORGANIZATIONAL EFFECTIVENESS

GOAL	ACHIEVEMENT DETAIL
<p>12. Promote improvement in student learning through knowledge of, and compliance with, applicable external accreditation standards and requirements.</p> <p><i>FLC Strategic Plan: I</i> <i>LRCCD Strategic Plan: A, B, E</i></p> <p>(Priority Goal)</p>	<p>Completed Institutional Self-Evaluation Report of Educational Quality and Institutional Effectiveness in Support of Reaffirmation of Accreditation.</p> <p>Medical Laboratory Technician program officially accredited by the National Accrediting Agency for Clinical Laboratory Sciences (NAACLS.)</p>
<p>13. Refine institutional planning and decision-making processes to ensure SLO/SAO assessment results from all four divisions inform prioritization and decision making processes.</p> <p><i>FLC Strategic Plan: I</i> <i>LRCCD Strategic Plan: A, B, E</i></p> <p>(Priority Goal)</p>	<p>Institutional Planning: College master plans - Defined participatory governance process and timelines for reviewing and updating college wide plans.</p> <p>SLO/SAO assessment: Based on an evaluation of the institutional planning process, the program review timeline will shift from February to November, in order to allow sufficient time for dialogue regarding SLO/SAO results to inform the decision making process.</p> <p>Decision Making: College Participatory Governance Agreement (CPGCC) reviewed, updated, and split into two documents: College Governance Agreement (CGA) and Collegial Consultation Agreement (CCA).</p>
<p>14. Foster cultural competence and build community by providing programs, training and activities that celebrate the diversity of the college community, nurture an environment of sensitivity, civility, and respect; and support a safe, respectful and positive working environment.</p>	<p>Cultural Competence</p> <ul style="list-style-type: none"> ● New Safe Spaces Program for faculty, staff, and students to increase awareness and understanding of diverse issues instituted spring 2015. ● G.I.F.T.S. (Good Ideas For Teaching Strategies) established as an instructional best practices repository for sharing of creative and culturally proficient and responsive teaching ideas ● Multicultural and Diversity Committee sponsored day-long diversity workshops entitled <u>Diversity Consciousness: Realizing Inclusion and Equity</u>. Eighteen campus leaders from classified, faculty, and administrative groups attended.

<p><i>FLC Strategic Plan: I, II, III, V, VII</i> <i>LRCCD Strategic Plan: A,B,C, E</i></p>	<ul style="list-style-type: none"> ● New Diversity Club hosted a “Culturally Proficient Teaching” workshop and Diversity Dialogue for Social Justice Week. ● ASFLC attended workshops on LGBTQIA and undocumented students, participated in the statewide Spectrum Caucus of Student Senate of the California Community Colleges. ● Student Senate hosted diversity workshop entitled <u>Understanding Diversity and Social Justice</u>. ● Student Services hosted webinars: <ul style="list-style-type: none"> ○ Creating An FYE Student Success Course For Men Of Color ○ Empowering At-Risk Probationary Students Using Appreciative Advising Inside & Outside the Classroom ○ Helping Foster Youth & Other At-Risk Students Overcome Barriers to Success ● Harris Center featured 29 events featuring 15 different world cultures. Examples: <ul style="list-style-type: none"> ○ <i>In the Heat of Night</i> with a related educational program entitled <i>And Justice for All: America and the Civil Rights Movement</i> ○ <i>BaseTrack</i>, which explored the impact of war on Afghanistan veterans and their families. ○ <i>The Nile Project</i>, featuring musicians from Nile River Basin countries of Ethiopia, Egypt, Uganda, Kenya, Sudan, Rwanda and Burundi. <p>Working Environment</p> <ul style="list-style-type: none"> ● Classified Senate – “Back to School” events at FLC and EDC to encourage staff to connect/reconnect with their classified colleagues and meet members of Classified Senate ● College wide equity training on “Hiring the Best While Developing Diversity in the Workforce” for hiring committee members.
<p>15. Support leadership development and professional growth by providing training and professional development opportunities for all employees.</p> <p><i>FLC Strategic Plan: V</i> <i>LRCCD Strategic Plan: E</i></p>	<p>Professional development needs now identified in ADP/AUPs, regularly assessed, with results utilized by PDC for planning purposes.</p> <p>Classified staff:</p> <ul style="list-style-type: none"> ● 20 webinars sponsored by classified senate, were made available to classified staff, administrators, faculty, classified temporary, and student help. ● 41 employees have utilized the Lynda.com membership, users completed 22 certificates. ● Classified Senate Open house/brown bag lunches to network, learn more about current and upcoming activities and events, and encourage increased involvement in Classified Senate.

<p>16. Coordinate with District Facilities Management to ensure successful completion of scheduled academic and support facilities.</p> <p>Projects scheduled for 2013-14 include:</p> <p>FLC Main Gymnasium Complex EDC Student Services Expansion RCC Phase I</p> <p><i>FLC Strategic Plan: VII</i> <i>LRCCD Strategic Plan: E</i></p>	<p>FLC gymnasium:</p> <ul style="list-style-type: none"> • Construction is complete. College dedication occurred on 2/26/15. <p>EDC student services expansion:</p> <ul style="list-style-type: none"> • Construction is complete. Dedication occurred on 2/24/15. <p>RCC-Phase 1:</p> <ul style="list-style-type: none"> • Construction is progressing well, estimate 92% complete. Ribbon cutting scheduled for October 28, 2015 • Achieved 500 FTES and qualified for Needs Study
<p>17. Promote sustainable practices that align with District protocols.</p> <p><i>FLC Strategic Plan: VI</i> <i>LRCCD Strategic Plan: E</i></p>	<p>EDC Energy Management Upgrade project (Prop 39 funds) 88% completion. Commissioning is expected to start in late June to early July 2015.</p> <p>ECO Club and Biology faculty have begun work on the FLC Experimental Garden which provides students with a hands-on opportunity to supplement classroom learning in the sciences</p>